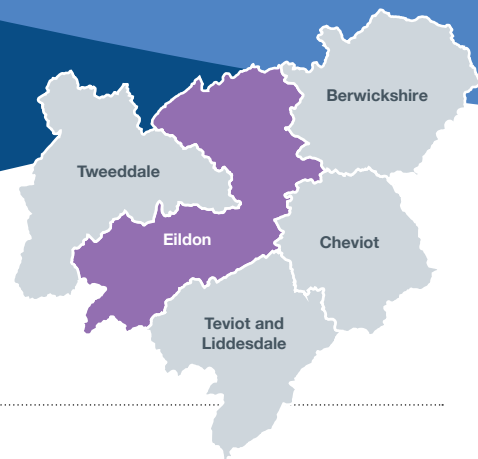


SUMMARY ACTION PLAN for consultation

EILDON



ACTION PLAN

Devised in line with strategic plan together with national outcomes and local objectives.

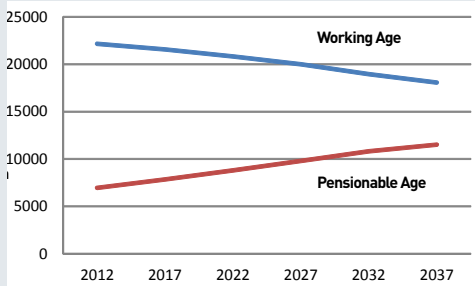
PRIORITIES FOR EILDON	ACTION PLAN
Increase the range of care and support options across the locality to enable people to remain in their own homes and communities	<ul style="list-style-type: none"> • Establish “What Matters “ hubs across Eildon • Redesign equipment service and satellite stores • Support care providers to develop services designed for the Eildon locality • Support further development of “healthy living networks” across the locality • Support the ongoing development of community capacity building initiatives
Improve the availability and accessibility of services for people living in rural areas across Eildon	<ul style="list-style-type: none"> • Develop three Integrated teams between Health, Social Care and Third sector • Work with the transport hub to improve access to rural transport across Eildon • Establish “What Matters” hub within Ettrickbridge / Yarrow valley • Establish further “What Matters” hubs across the Eildon locality
Increase the availability of locally based rehabilitation services	<ul style="list-style-type: none"> • Scope out current gaps in service provision across Eildon and look to address these • Increase access to Allied Health Professionals from the community • Link with the third sector around their model of rehabilitation • Link with Day services review • Support Live Borders to design programmes with rehabilitation incorporated within them across Eildon • Work with Rapid assessment and discharge team to support people in the community post discharge • Support further development of Transitional care beds within Waverley Care home
Increase the range of housing options available across the locality	<ul style="list-style-type: none"> • Work with Registered social landlords to develop alternative accommodation across all areas of the locality • Support the development of extra care housing in Eildon
Reduce the number of people admitted to hospital with drug and alcohol related problems	<ul style="list-style-type: none"> • Support individuals within drug and alcohol problems • Work with inequalities to support people to remain at home
Reduce the number of people attending the Borders General hospital on multiple occasions	<ul style="list-style-type: none"> • Implement three integrated Health, Social Care and third sector teams across Eildon • Ensure joint staff meetings and training in place • Provide SBC IT and training within NHS facilities • Further develop the frailty pathways work across the Partnership • Work with GPs to rollout anticipatory care plans • Further develop locality working group to progress locality plans • Work with communities to engage support for people to remain at home

This is a summary plan for Eildon.

To view the full Health and Social Care plan for Eildon please visit [here](#)

THE EILDON AREA - AREA PROFILE

PROJECTED POPULATION 2012-2037 FOR EILDON



65% increase in pensionable age

18.4% decrease in working age

POPULATION

35,000 population*
(31% of the Scottish Borders)

17.8% aged 0-15
(Scottish Borders = 16.7%)

60.9% aged 16-64
(Scottish Borders = 60.2%)

21.3% aged 65+
(Scottish Borders = 23.1%)

*(est 2014)

AREA

19.3% live in an area of less than 500 people
(Scottish Borders = 27.4%)

43% live in rural areas
15% Remote rural
32% Accessible rural

Settlements with more than 500 people:

TOWN	POPULATION
Galashiels	12,670
Selkirk	5,586
Melrose	2,457
Tweedbank	2,073
Lauder	1,773
Earlston	1,766
Newtown St Boswells	1,347



HEALTH OF THE LOCALITY

LIFE EXPECTANCY RANGE

74.7 to **82.5** yrs men
(Scottish Borders = 78.1)

79.1 to **89** yrs women
(Scottish Borders = 82)

Higher rate of **coronary heart disease hospitalisations**
(Compared to Borders and Scotland)

700.5 per 100,000 Higher rate of **alcohol related hospitalisations and deaths**
(compared to Borders = 566)

108.9 per 100,000 Higher rate of **drug related hospitalisations and deaths**
(compared to Scottish Borders = 88.1)

A&E ATTENDANCE

59.4% non-emergencies could be cared for within **Locality**
(last year 56.8%)

40.6% emergencies
(last year 43.2%)

Higher rate of **emergency hospitalisations**
(compared to Scottish Borders)

3.74 rate of **Over 75 Falls** per 1,000
(Scottish Borders = 5.62)

LONG TERM CONDITIONS

2,050 on **Diabetes Register**
6.14% of **GP Register****

315 on **Dementia Register**
3.82% of **GP Register*****

5684.8 per 100,000 **Multiple emergency hospitalisations Patients 65+**
(Eildon has the highest rate)
(Scottish Borders = 5122.5
Scotland = 5159.5)

** over 15 yrs
*** over 65 yrs



NEIGHBOURHOOD AND COMMUNITY INFLUENCES ON HEALTH

16.6% report **accessibility to public transport as an issue**
(lower than any other Locality)

5.5% feel **lonely or isolated**
(Scottish Borders = 6.1%)

28 **culture and sport facilities** operated by the public sector
(Scottish Borders = 69)

Eildon has a **proportion** of its **population living** in each of the **ten deprivation deciles, demonstrating the large degree of variance** in deprivation profile within the **locality**

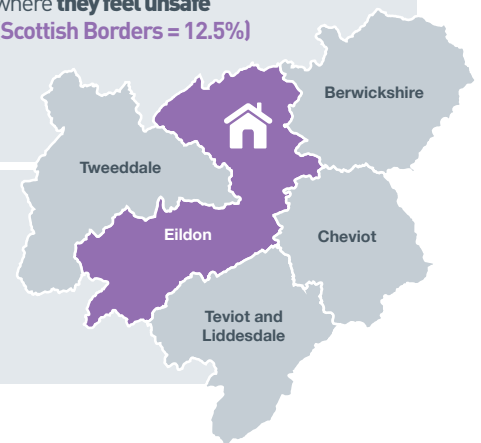
Eildon has the **highest rate** of **suicide** **21.7 per 100,000**
(Scottish Borders = 15.7. Scotland = 14.7)



SAFETY

0.80 rate of **fires in homes** per 1,000
(Scottish Borders = 0.74)

15.3% say there are **areas** where **they feel unsafe**
(Scottish Borders = 12.5%)



PROPOSED HOUSING DEVELOPMENTS

AFFORDABLE HOUSING		EXTRA CARE HOUSING	
2017-2018	54 units	-	-
2018-2019	181 units	-	-
2019-2020	84 units	24 units	-